
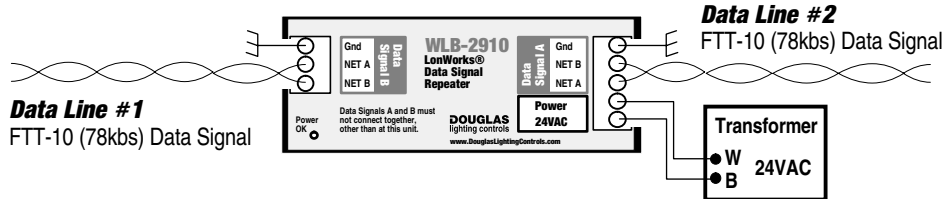


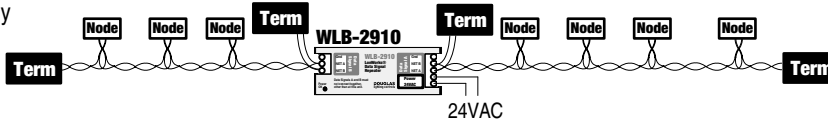
	PART No.	DESCRIPTION	SPECIFICATION
	<p>WLB-2910</p>	<ul style="list-style-type: none"> Use the WLB-2910 Data Signal Repeater to increase the wiring length of a LonWorks® network data signal. Note that only one WLB-2910 Repeater can be used. The WLB-2910 effectively doubles the length of the network wire by permitting 2 separate physical networks (network segments) to exist. The data communicated in one physical network is available in the other by virtue of the WLB-2910. Both physical networks connect to the unit, but cannot be connected to each other anywhere else. The best location for the WLB-2910 is in the center of a bus topology or at a location that divides the accumulated wiring in half for a free topology network. 	<p>Inputs</p> <ul style="list-style-type: none"> Power: 24VAC, 50mA <p>Outputs</p> <ul style="list-style-type: none"> FTT-10 (78kbs) data signals. Data signals of both physical networks connect to the repeater. The specification wiring specification for both physical networks is that of the FTT-10 (78kbs) transceiver. Please refer to the "Transmission Specifications" table. The WLB-2910 repeater performs no data management - it is not a router. It only provides the repeater function by passing all data traffic that exists on each network to the other. <p>Environment</p> <ul style="list-style-type: none"> Indoors, stationary, non-vibrating, non-corrosive atmosphere and non-condensing humidity. Ambient operating temperature: -0°F to +120°F (-15°C to +50°C)

WLB-2910 Data Line Repeater

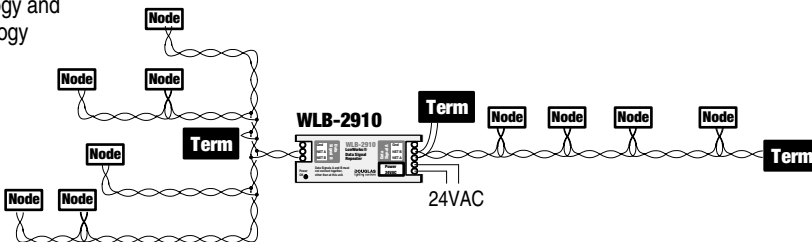


WLB-2910 Repeater - Network Wiring

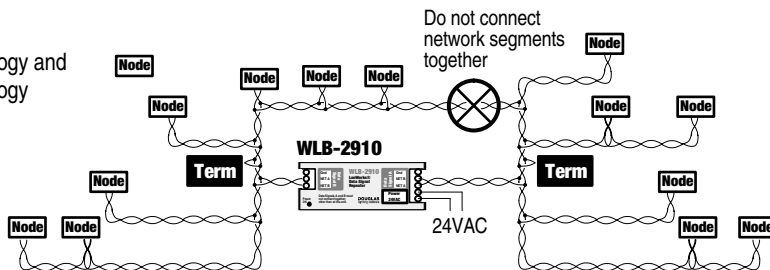
1) Bus Topology and Bus Topology



2) Bus Topology and Free Topology



3) Free Topology and Free Topology



Term = WLT-2999 Network Terminator

LonWorks NETWORK DATA

Not Applicable

DIMENSIONS & MOUNTING

